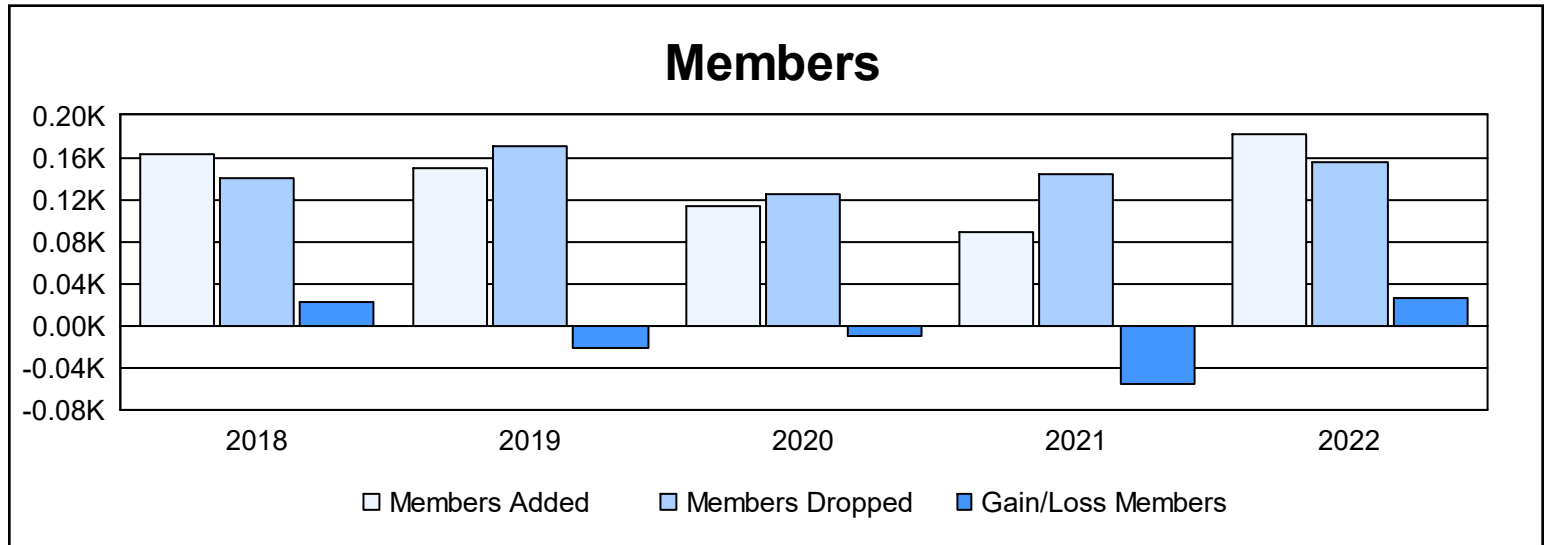
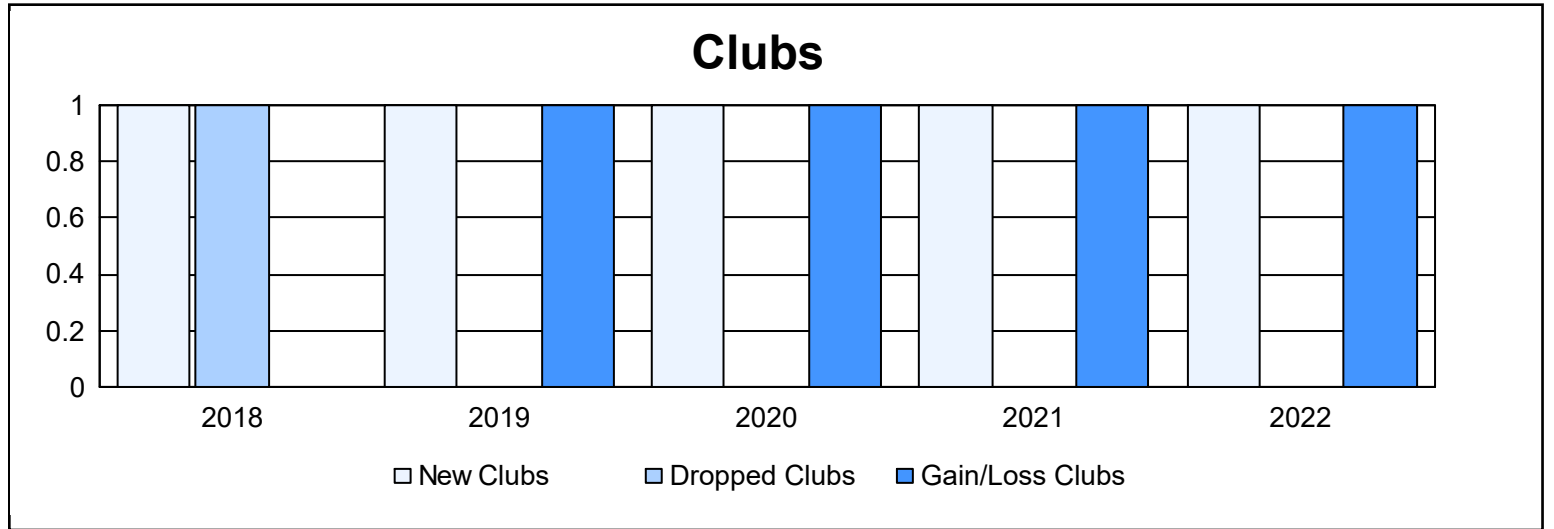
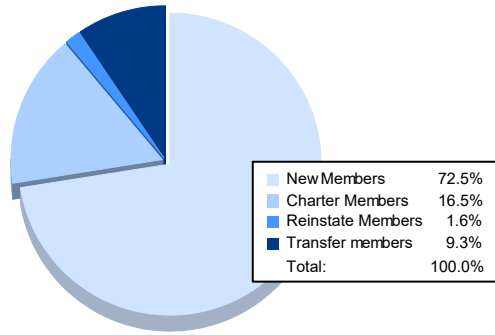


| Year | New Clubs | Dropped Clubs | Gain/ Loss Clubs | New Members | Charter Members | Reinstate Members | Transfer Members | Total Member Added | Total Members Dropped | Gain/ Loss Members |
|----------------|-----------|---------------|------------------|-------------|-----------------|-------------------|------------------|--------------------|-----------------------|--------------------|
| 2017-2018 | 1 | 1 | 0 | 119 | 26 | 4 | 14 | 163 | 141 | 22 |
| 2018-2019 | 1 | 0 | 1 | 112 | 20 | 5 | 13 | 150 | 171 | -21 |
| 2019-2020 | 1 | 0 | 1 | 76 | 21 | 6 | 11 | 114 | 124 | -10 |
| 2020-2021 | 1 | 0 | 1 | 56 | 23 | 4 | 6 | 89 | 144 | -55 |
| 2021-2022 | 1 | 0 | 1 | 132 | 30 | 3 | 17 | 182 | 155 | 27 |
| Average | 1 | 0 | 1 | 99 | 24 | 4 | 12 | 140 | 147 | -7 |



Membership Composition June 2022 Cumulative



Gender Composition June 2022 Cumulative

